















PRO DUX

Fitting	Size (mm)
PE 100 seamless formed bend 90° SDR 11 SDR11 	90
	110
	125
	140
	160
	180
	200
	225
	250
	280
	315
	355
	400
	450
PE 100 seamless formed bend 45° SDR 11 SDR11 	90
	110
	125
	140
	160
	180
	200
	225
	250
	280
	315
	355
	400
	450
PE 100 long spigot elbow 90° SDR 11 LONG SDR11 	25
	32
	40
	50
	63
	75
	90
	110
	125
	140
	160
	180
	200
	225
250	

Fitting	Size (mm)
PE 100 long spigot elbow 45° SDR 11 LONG SDR11 	25 32 40 50 63 75 90 110 125 140 160 180 200 225 250 280 315
PE 100 long spigot T - 90° SDR 11 LONG SDR11 	25 32 40 50 63 75 90 110 125 140 160 180 200 225 250 280 315 355 400
PE 100 long spigot Flange Adaptor SDR 11 LONG SDR11 	25 32 40 50 63 75 90 110 125 140 160 180 200 225 250 280 315 355 400


Fitting	Size (mm)	
PE 100 short version Flange Adaptor SDR 11 	25	
	32	
	40	
	50	
	SHORT	63
	SDR11	75
	90	
	110	
	125	
	140	
	160	
	180	
	200	
	225	
	250	
	280	
	315	
	355	
	400	
	450	
500		
560		
630		
PE100 long spigot Reducer SDR11 	32- 25	
	40- 20	
	40- 25	
	40- 32	
	LONG	50- 25
	SDR11	50- 32
	50- 40	
	63- 32	
	63- 40	
	63- 50	
	75- 50	
	75- 63	
	90- 50	
	90- 63	
	90- 75	
	110- 63	
	110- 75	
	110- 90	
	125- 63	
	125- 75	
	125- 90	
	125-110	
	140- 90	
	140-110	
	140-125	
	160- 90	
160-110		
160-125		
160-140		
180-125		
180-160		
200-125		
200-160		

Fitting	Size (mm)
<p data-bbox="311 304 459 331">LONG</p> <p data-bbox="311 333 459 360">SDR11</p> 	225-110
	225-160
	225-180
	250-160
	250-180
	250-200
	250-225
	280-180
	280-200
	280-225
	280-250
	315-225
	315-250
	315-280
	355-250
	355-280
	355-315
400-280	
400-315	
400-355	
<p data-bbox="311 784 539 810">PE 100 short version</p> <p data-bbox="311 813 501 840">Bend 90° SDR 11</p> <p data-bbox="311 898 459 925">SHORT</p> <p data-bbox="311 927 459 954">SDR11</p> 	25
	32
	40
	50
	63
	75
	90
	110
	125
	140
	160
	180
	200
225	
250	
280	
315	
<p data-bbox="311 1288 539 1314">PE 100 short version</p> <p data-bbox="311 1317 509 1344">Elbow 90° SDR 11</p> <p data-bbox="311 1402 459 1429">SHORT</p> <p data-bbox="311 1431 459 1458">SDR11</p> 	25
	32
	40
	50
	63
	75
	90
	110
	125
	140
	160
	180
	200
225	

Fitting	Size (mm)
PE 100 short version Elbow 45° SDR 11 SHORT SDR11 	25
	32
	40
	50
	63
	75
	90
	110
	140
	160
	180
	200
	PE 100 short version T - 90° SDR 11 SHORT SDR11 
32	
40	
50	
63	
75	
90	
110	
125	
140	
160	
180	
200	
225	
250	
280	
315	
PE 100 long spigot Cap SDR 11 LONG SDR11 	25
	32
	40
	50
	63
	75
	90
	110
	125
	140
	160
	180
	200
225	
250	
280	
315	
355	
400	

Fitting	Size (mm)
PE100 short spigot Reducer SDR11	32- 25
	40- 25
	40- 32
	50- 25
SHORT	50- 32
SDR11	50- 40
	63- 32
	63- 40
	63- 50
	75- 40
	75- 50
	75- 63
	90- 50
	90- 63
	90- 75
	110- 50
	110- 63
	110- 75
	110- 90
	125- 63
	125- 75
	125- 90
	125-110
	140- 75
	140- 90
	140-110
	140-125
	160- 90
	160-110
	160-125
	160-140
	180- 90
	180-110
	180-125
	180-140
	180-160
	200-125
	200-140
	200-160
	200-180
	225-110
	225-140
	225-160
	225-180
	225-200
	250-160
	250-180
	250-200
	250-225
	280-200
	280-225
	280-250
	315-200
	315-225
	315-250
	315-280



Fitting		Size (mm)
<p>SHORT</p> <p>SDR11</p> 		355-250
		355-280
		355-315
		400-280
		400-315
		400-355
		450-400
		500-450
		560-500
		630-500
		630-560